



Washoe County School District




Parent Climate Survey
2022-23



Report created by
Panorama Education



Summary

Topic Description	Results	Benchmark
Communication with School	87% ▲1 since last survey	
Family Efficacy How confident families are with regard to key parenting skills.	72% ▲2 since last survey	 20th - 39th percentile compared to others nationally
Learning Behaviors Families' perceptions of their child's learning-related behaviors.	57% 0 since last survey	 20th - 39th percentile compared to others nationally
Physical Safety	86% ▼1 since last survey	
Quality Education	86% ▲1 since last survey	
Relationships / Respect	87% ▲1 since last survey	
School Fit Families' perceptions of how well a school matches their child's developmental needs.	63% ▲1 since last survey	 20th - 39th percentile compared to others nationally



Supportive Place

82%

▲1

since last survey

6,135 responses



Communication with School

Your average

87%

6,135 responses

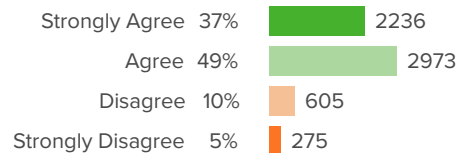
Change

▲ 1

since last survey

How did people respond?

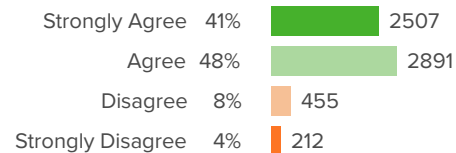
Q.1: I am kept informed about my child's ongoing learning and progress.



▲ 1 from last survey

Favorable: **86%**

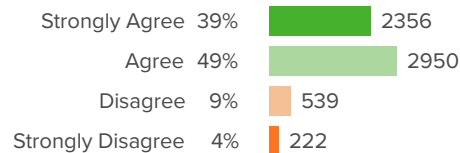
Q.2: My child's teacher(s) are available to discuss my child's learning needs with me.



▲ 1 from last survey

Favorable: **89%**

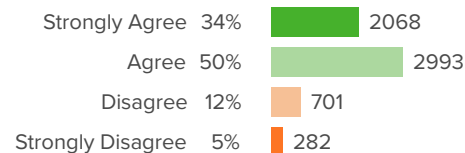
Q.3: I am kept informed about my child's behavior.



▲ 0 from last survey

Favorable: **87%**

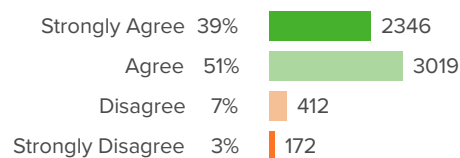
Q.4: I am satisfied with the opportunities for me to be involved in my child's school.



▲ 4 from last survey

Favorable: **84%**

Q.5: Teachers at my child's school update grades and assignments on the Infinite Campus Parent Portal at least twice a month.



▲ 1 from last survey

Favorable: **90%**



Demographics

How did people respond?

Q.1: What grade is your child currently in at this school? (Please select only ONE)

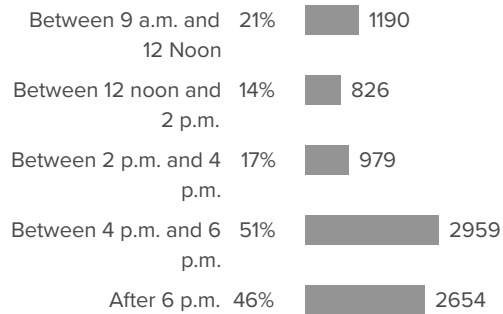
Pre-Kindergarten	2%	117
Kindergarten	9%	520
1st Grade	10%	602
2nd Grade	9%	548
3rd Grade	11%	655
4th Grade	10%	627
5th Grade	8%	506
6th Grade	6%	371
7th Grade	6%	389
8th Grade	5%	325
9th Grade	7%	398
10th Grade	8%	453
11th Grade	6%	338
12th Grade	3%	200

Q.2: What is your race or ethnicity? (Please select only ONE.)

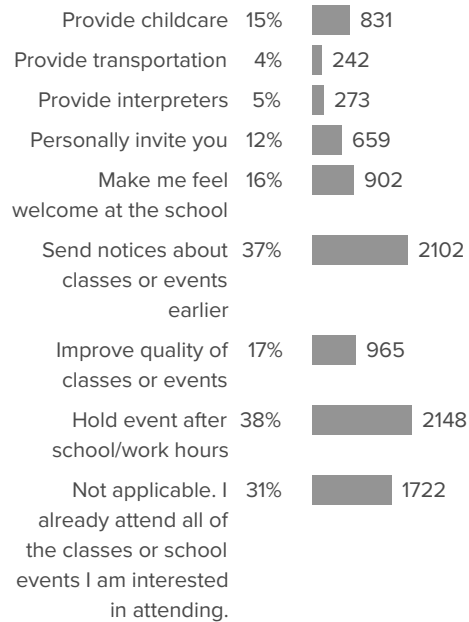
Multi-racial	10%	590
Asian	5%	281
Black or African-American	2%	109
Hispanic or Latino	26%	1552
Native American	2%	104
Pacific Islander	1%	70
White	55%	3249



Q.3: What is the best time of day for you to attend school workshops or events? (Please SELECT ALL THAT APPLY)



Q.4: What can your child's school do to help make it easier to attend classes or events that might interest you? (Please SELECT ALL THAT APPLY)





Family Efficacy

Your average

72%

6,135 responses

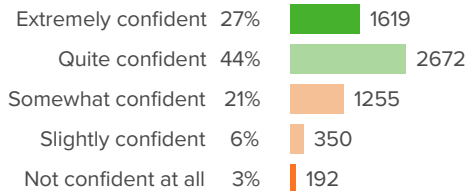
Change

▲ 2

since last survey

How did people respond?

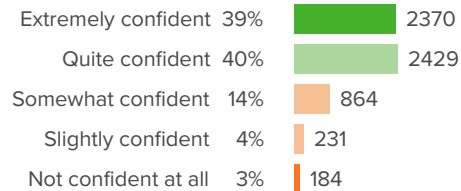
Q.1: How confident are you that you can help your child develop good friendships?



▲ 2 from last survey

Favorable: 70%

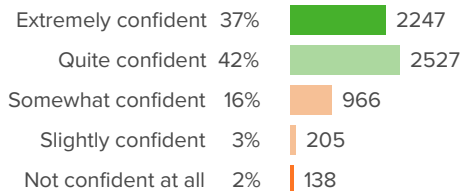
Q.2: How confident are you in your ability to make choices about your child's schooling?



▲ 0 from last survey

Favorable: 79%

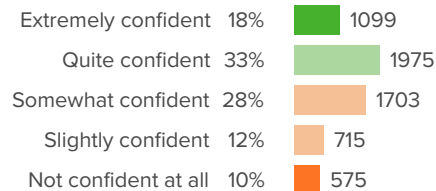
Q.3: How confident are you that you can motivate your child to try hard in school?



▲ 0 from last survey

Favorable: 78%

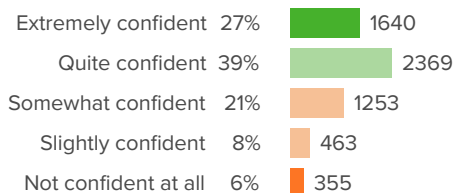
Q.4: How confident are you in your ability to connect with other parents?



▲ 3 from last survey

Favorable: 51%

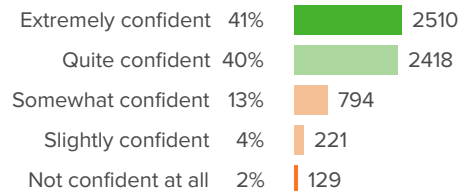
Q.5: How confident are you in your ability to make sure your child's school meets your child's learning needs?



▲ 1 from last survey

Favorable: 66%

Q.6: How confident are you in your ability to support your child's learning at home?

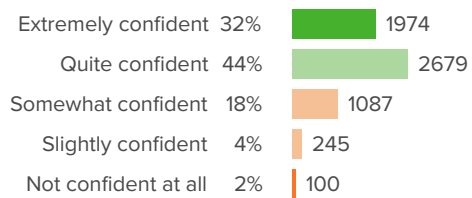


▲ 1 from last survey

Favorable: 81%



Q.7: How confident are you in your ability to help your child deal with his/her emotions appropriately?



▲ 1 from last survey

Favorable: **76%**



Learning Behaviors

Your average

57%

6,135 responses

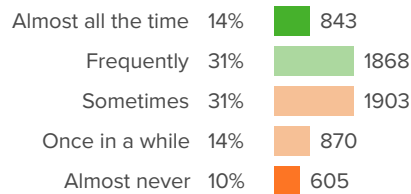
Change

0

since last survey

How did people respond?

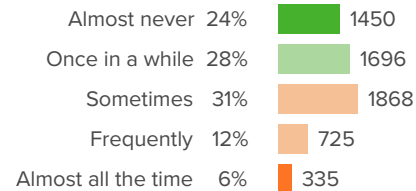
Q.1: How often does your child read for fun?



▲ 0 from last survey

Favorable: **45%**

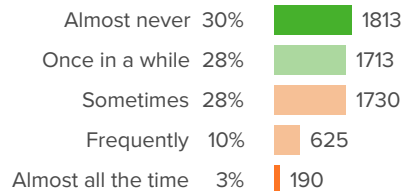
Q.2: How often does your child struggle to get organized for school?



▼ 2 from last survey

Favorable: **52%**

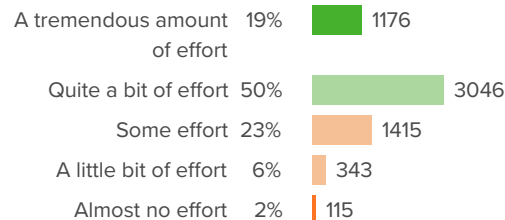
Q.3: How often does your child give up on learning activities that s/he finds hard?



▼ 1 from last survey

Favorable: **58%**

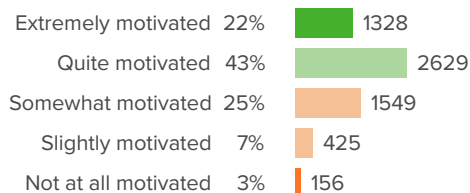
Q.4: How much effort does your child put into school-related tasks?



▲ 2 from last survey

Favorable: **69%**

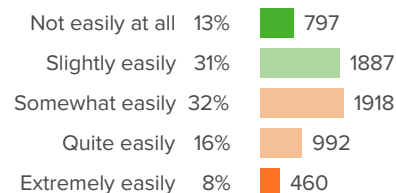
Q.5: How motivated is your child to learn the topics covered in class?



▲ 0 from last survey

Favorable: **65%**

Q.6: When working on school activities at home, how easily is your child distracted?

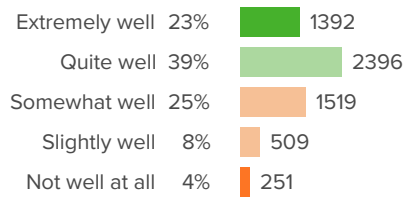


▼ 1 from last survey

Favorable: **44%**



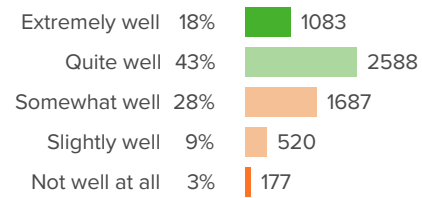
Q.7: On average, how well does your child work independently on learning activities at home?



▲ 1 from last survey

Favorable: **62%**

Q.8: In general, how well does your child learn from feedback about his/her work?



▲ 1 from last survey

Favorable: **61%**



Physical Safety

Your average

86%

6,135 responses

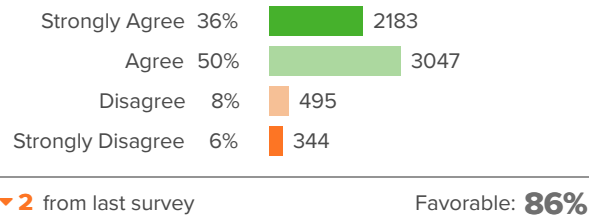
Change

▼ **1**

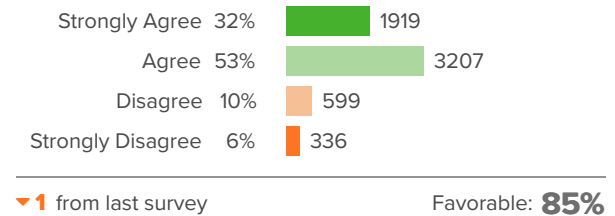
since last survey

How did people respond?

Q.1: My child feels safe inside the school building.



Q.2: My child feels safe outside, on the school grounds.





Quality Education

Your average

86%

6,135 responses

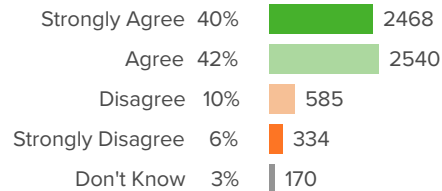
Change

▲ 1

since last survey

How did people respond?

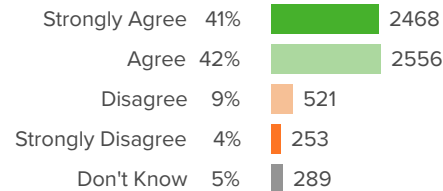
Q.1: My child is receiving the kind of instruction that is appropriate for his or her abilities.



▲ 0 from last survey

Favorable: **84%**

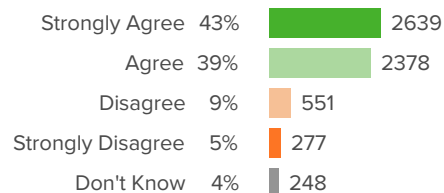
Q.2: My child's teacher(s) set high expectations for my child's individual learning.



▲ 2 from last survey

Favorable: **87%**

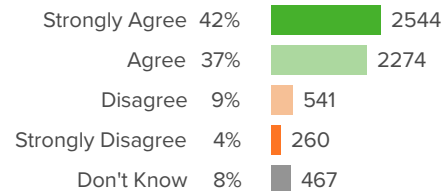
Q.3: My child's teacher(s) provide my child with all of the accommodations needed to do well in his or her classes.



▲ 0 from last survey

Favorable: **86%**

Q.4: If my child needs extra help, the teacher(s) are available.



▲ 0 from last survey

Favorable: **86%**



Relationships / Respect

Your average

87%

6,135 responses

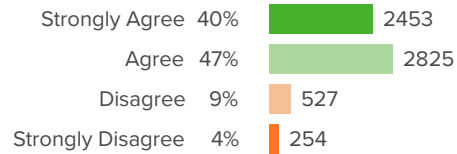
Change

▲ 1

since last survey

How did people respond?

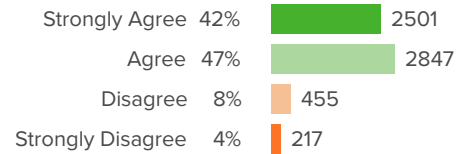
Q.1: Staff at my child's school really care about my child.



▲ 0 from last survey

Favorable: **87%**

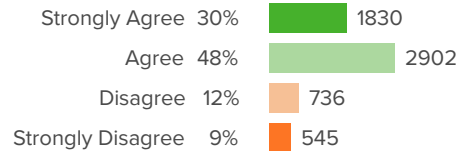
Q.2: My child has at least one staff member at the school in whom they can confide.



▲ 2 from last survey

Favorable: **89%**

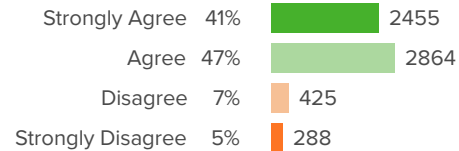
Q.3: The rules and expectations for behavior are the same for every student at my child's school.



▲ 1 from last survey

Favorable: **79%**

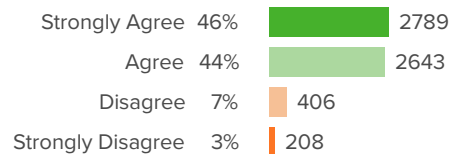
Q.4: My child is treated fairly by all teachers and staff, no matter his or her race, cultural, or family background.



▲ 0 from last survey

Favorable: **88%**

Q.5: I have at least one staff member I can contact when I want to discuss my child's education.



▲ 1 from last survey

Favorable: **90%**



School Fit

Your average

63%

6,135 responses

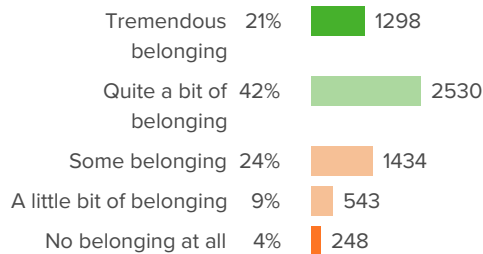
Change

▲ 1

since last survey

How did people respond?

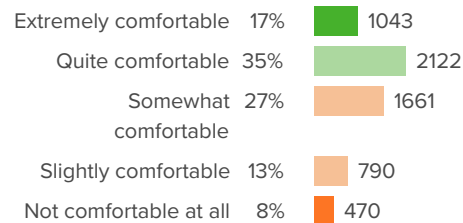
Q.1: How much of a sense of belonging does your child feel at his/her school?



▼ 1 from last survey

Favorable: 63%

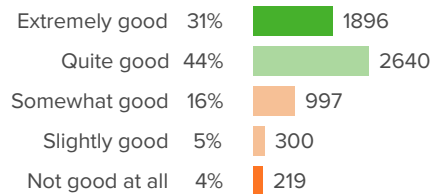
Q.2: How comfortable is your child in asking for help from school adults?



▼ 1 from last survey

Favorable: 52%

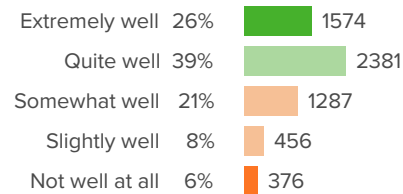
Q.3: Given your child's cultural background, how good a fit is his/her school?



▲ 1 from last survey

Favorable: 75%

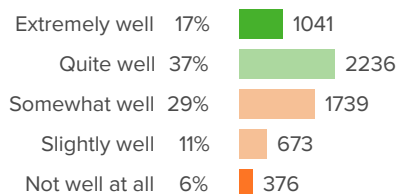
Q.4: How well do you feel your child's school is preparing him/her for his/her next academic year?



▲ 0 from last survey

Favorable: 65%

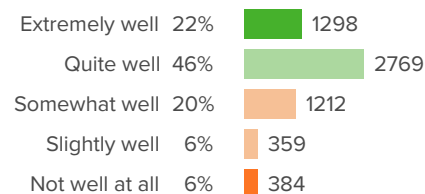
Q.5: How well do the activities offered at your child's school match his/her interests?



▲ 1 from last survey

Favorable: 54%

Q.6: At your child's school, how well does the overall approach to discipline work for your child?

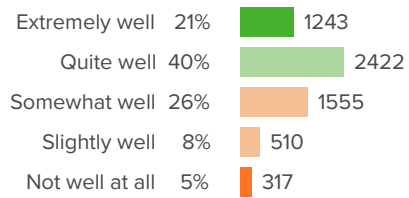


▲ 2 from last survey

Favorable: 68%



Q.7: How well do the teaching styles of your child's teachers match your child's learning style?



▲ 0 from last survey

Favorable: **61%**

Supportive Place

Your average

82%

6,135 responses

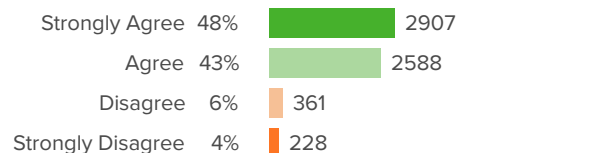
Change

▲ 1

since last survey

How did people respond?

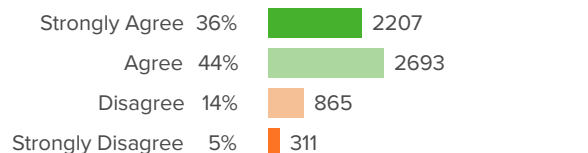
Q.1: School employees make me feel welcome at my child's school.



▲ 2 from last survey

Favorable: **90%**

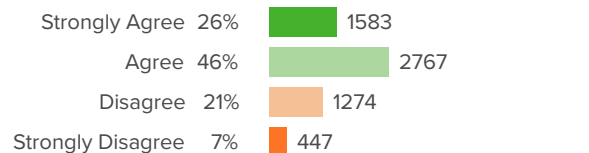
Q.2: School staff and I work together to create goals for my child.



▲ 2 from last survey

Favorable: **81%**

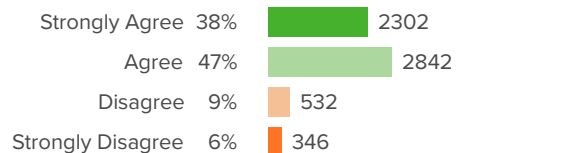
Q.3: My child's school seeks parent input about how to make the school better.



▲ 2 from last survey

Favorable: **72%**

Q.4: The principal makes decisions that are in the best interest of all the children at this school.



▲ 0 from last survey

Favorable: **85%**